



Wave Response of Ideal Media

T. Johnson

Overview

- Introduction to the concept of a response
- First example: Response of electron gas
 - Changing the speed of light
 - Dispersion
- Polarization of atoms and molecules (brief)
 - Response of crystals
- Medium of oscillators
 - Detailed study of the resonance region
 - Hermitian / antihermitian parts of the dielectric tensor
 - Application of the Plemej formula
- Dielectric response for plasmas
 - Magnetoionic theory (anisotropic/gyrotropic)
 - Cold plasmas (Alfven velocity)
 - Warm plasmas (Landau damping)

What do we mean by dielectric response?

- When an electromagnetic wave passes through a media, e.g. air, water, copper, a crystal or a plasma, then:
 - The electromagnetic fields exert a force on the particles of the media
 - The force may then “pull” the particles to induce
 - charge separation $\rho \longrightarrow$ drive E-field in Poisson’s equation

$$\nabla \cdot \mathbf{E}_{media} = \rho_{media} / \epsilon_0$$

- E-field is coupled to the B-field through Maxwells equations
- currents $\mathbf{J} \longrightarrow$ drive E- & B-fields through Ampere’s law

$$\nabla \times \mathbf{B}_{media} - \frac{1}{c^2} \frac{\partial \mathbf{E}_{media}}{\partial t} = \mu_0 \mathbf{J}_{media}$$

- The fields induced by the media are called the *dielectric response*
- The total fields are:

$$\mathbf{E} = \mathbf{E}_{external} + \mathbf{E}_{media}$$

$$\mathbf{B} = \mathbf{B}_{external} + \mathbf{B}_{media}$$

See previous lecture for representation in terms of:

- Polarization P
- Magnetization M

Equations for calculating the dielectric response

E- & B-field exerts a force on the particles in media

$$m\dot{\mathbf{v}} = q(\mathbf{E} + \mathbf{v} \times \mathbf{B}) \quad \text{solve for } \mathbf{v} !$$

The induced motion of charge particles form a current and a charge density

$$\mathbf{J}_{media} = \sum_{species} qn\mathbf{v} \quad \frac{\partial}{\partial t} \rho_{media} + \nabla \circ \mathbf{J}_{media} = 0$$

(n=particle density)

Current and charge drive the **dielectric response**

$$\nabla \cdot \mathbf{E}_{media} = \rho_{media} / \epsilon_0$$

$$\nabla \times \mathbf{B}_{media} - \frac{1}{c^2} \frac{\partial \mathbf{E}_{media}}{\partial t} = \mu_0 \mathbf{J}_{media}$$

The respons can be quantified in e.g. the conductivity σ

$$J_i(\mathbf{k}, \omega) = \sigma_{ij}(\mathbf{k}, \omega) E_j(\mathbf{k}, \omega)$$

Response of *electron gas* to oscillating E-field

- The response of a media is driven by the electric and magnetic forces on the particles in the media

Use Newton's equations, or quantum mechanics, to describe how the charged particles moves and thus the response of the medium

- Example: Consider electron response to electric field oscillations (e.g. high frequency, long wave length waves in a plasma)

– Align x-axis with the electric field: $\mathbf{E}(t) = \mathbf{e}_x E_x(t)$

– Electron equation of motion:

$$m\ddot{x}(t) = qE_x(t) \quad \longrightarrow \quad x(\omega) = -\frac{q}{m\omega^2} E_x(\omega)$$

– The current driven in the medium (let n be the electron density)

$$J_x(t) \equiv qn\dot{x}(t) \quad \longrightarrow \quad J_x(\omega) = i\frac{q^2 n}{m\omega} E_x(\omega)$$

– Thus we have derived the conductivity of this media

– Note: $\sigma(\omega)$, i.e. the media is *dispersive!*

$$\sigma(\omega) = i\frac{nq^2}{m\omega}$$

Response of *electron gas* to oscillating E-field (2)

- This media is **isotropic** (the same response in all directions)
 - **Proof 1:** rotate E-field to align with y-axis or z-axis and repeat calculation
 - **Proof 2:** use argument that the medium have no “intrinsic direction” (there is no static the magnetic field, no structure like in a crystal, or similar), thus the media have to be isotropic
 - Being an isotropic media the components of the conductivity tensor are:

$$\sigma_{ij}(\omega) = \sigma(\omega)\delta_{ij} \Rightarrow \sigma_{ij}(\omega) = i\frac{q^2 n}{m\omega}\delta_{ij} \equiv i\epsilon_0\frac{\omega_p^2}{\omega}\delta_{ij}$$

where ω_p is known as the plasma frequency $\omega_p^2 \equiv \frac{nq^2}{\epsilon_0 m}$

- Relations to:

- susceptibility: $\chi_{ij}(\omega) \equiv \frac{i}{\epsilon_0\omega}\sigma_{ij}(\omega) = \frac{i\sigma(\omega)}{\epsilon_0\omega}\delta_{ij} = -\frac{\omega_p^2}{\omega^2}\delta_{ij}$

- polarisation response: $\alpha_{ij}(\omega) \equiv i\omega\sigma_{ij}(\omega) = -\epsilon_0\omega_p^2\delta_{ij}$

- dielectric tensor: $K_{ij}(\omega) \equiv \delta_{ij} + \chi_{ij}(\omega) = \left(1 - \frac{\omega_p^2}{\omega^2}\right)\delta_{ij}$

Application of response

- How does the electron response affect the propagation of waves?
 - Consider: high frequency, long wave length waves in a plasma
 - then response tensor from previous page is valid (more details later)
- Split currents into antenna current J_{ant} and the current induced in the media J_{media} . Then Amperes and Faradays equations give:

$$\mathbf{k} \times \mathbf{k} \times \mathbf{E} + \frac{\omega^2}{c^2} \mathbf{E} + i\mu_0 \omega \mathbf{J}_{media} = -i\mu_0 \omega \mathbf{J}_{ant}$$

Note: total field E driven by both J_{media} and J_{ant}

- Use the conductivity $\sigma = i\epsilon_0 \frac{\omega_p^2}{\omega}$ of the media:

$$\frac{\omega^2}{c^2} \mathbf{E} + i\mu_0 \omega \mathbf{J}_{media} = \frac{\omega^2}{c^2} \mathbf{E} + i\mu_0 \omega \sigma \mathbf{E} = \frac{\omega^2}{c^2} \left(1 - \frac{\omega_p^2}{\omega^2} \right) \mathbf{E}$$

$$\Rightarrow \mathbf{k} \times \mathbf{k} \times \mathbf{E} + \frac{\omega^2}{c_m^2} \mathbf{E} = -i\mu_0 \omega \mathbf{J}_{ant}$$

i.e. a wave equation with speed of light:

$$c_m^2 = c^2 \left(1 - \frac{\omega_p^2}{\omega^2} \right)^{-1}$$

Overview

- Introduction to the concept of a response
- First example: Response of electron gas
 - Changing the speed of light
 - Dispersion
- Polarization of atoms and molecules (brief)
 - Response of crystals
- Medium of oscillators
 - Detailed study of the resonance region
 - Hermitian / antihermitian parts of the dielectric tensor
 - Application of the Plemej formula
- Dielectric response for plasmas
 - Magnetoionic theory (anisotropic/gyrotropic)
 - Cold plasmas (Alfven velocity)
 - Warm plasmas (Landau damping)

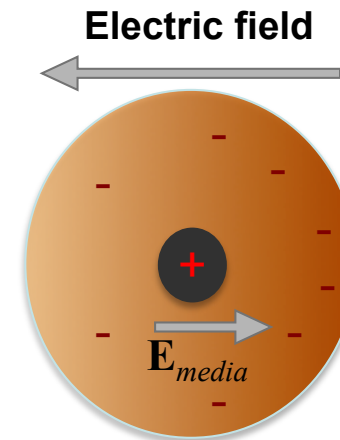
Polarization of atoms and molecules

- The polarization of an atom (requires quantum mechanics)
 - The electric field pushes the electrons, inducing a charge separation;

- Quantum mechanically: perturbs the eigenfunctions (orbitals): $\psi^{(0)} \rightarrow \psi^{(0)} + \psi^{(1)}$

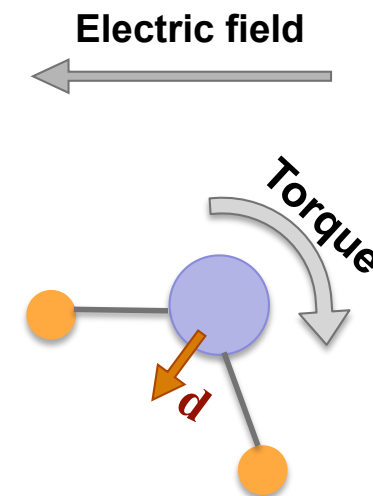
$$\psi_q^{(1)} = \sum a_{qq'} \psi_{q'}^{(0)} \rightarrow J_{media}^{(1)} \text{ \& } \rho_{media}^{(1)}$$

- The field induced by the media is opposite to the total field



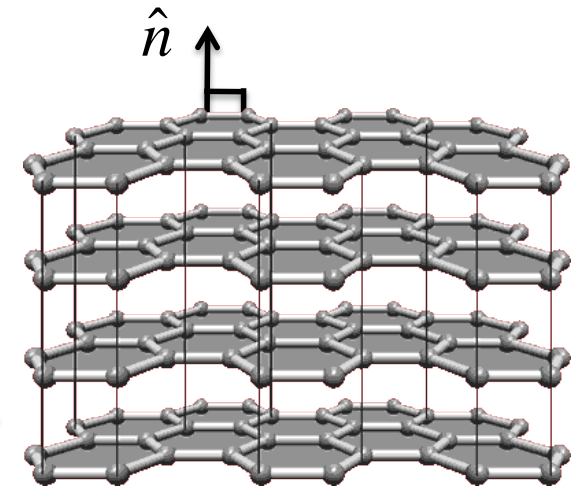
- The polarization of a water molecule

- Water molecules, dipole moment **d**
- The electric field induce a *torque* that turns it to reduce the total field
- Note:* the electron eigen-states of the molecules are also perturbed, like in the atom



Uniaxial crystals

- In solids the response, or electron mobility, is determined by the
 - Metals:** the **valence electron** give rapid response
 - Insulators:** electrons orbitals are bound to a single atom or molecule
- Uniaxial crystals:** have an optical axis; e.g. the normal \hat{n} to a sheeth structure
- Stronger bonds within then between the sheeths
 - Graphite: valence electrons are shared only within a sheeth
 - electron **mobility** (response) is different within and perpendicular to the sheeths
 - The crystal is **anisotropic**
- Let the normal to the crystal be in the z -direction (as in figure)



Crystal structure of graphite

$$[\sigma_{ij}] = \begin{bmatrix} \sigma_{\perp} & 0 & 0 \\ 0 & \sigma_{\perp} & 0 \\ 0 & 0 & \sigma_{\parallel} \end{bmatrix}$$

Graphite

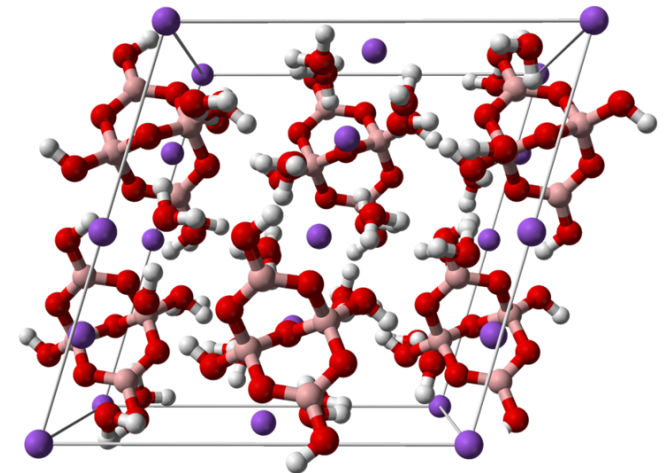
$$\begin{cases} \sigma_{\parallel} = 2.5 - 5.0 \times 10^{-6} \\ \sigma_{\perp} = 3 \times 10^{-3} \end{cases}$$

- Example:** slight birefringence in optical fibres can cause modal dispersion

Biaxial crystals

- Uniaxial crystals has symmetric plane, in which the electron mobility is constant
- **Biaxial crystals** have no symmetry plane
 - Instead they have different conductivity in all three directions

$$[\sigma_{ij}] = \begin{bmatrix} \sigma_{\alpha} & 0 & 0 \\ 0 & \sigma_{\beta} & 0 \\ 0 & 0 & \sigma_{\gamma} \end{bmatrix}$$



Biaxial crystal called Borax, $\text{Na}_2(\text{B}_4\text{O}_5)(\text{OH})_4 \cdot 8(\text{H}_2\text{O})$

- When expressed in terms of the dielectric tensor one may introduce three refractive indexes of the media

$$[K_{ij}] = \left[\delta_{ij} + \frac{i}{\omega \epsilon_0} \sigma_{ij} \right] = \begin{bmatrix} (n_{\alpha})^2 & 0 & 0 \\ 0 & (n_{\beta})^2 & 0 \\ 0 & 0 & (n_{\gamma})^2 \end{bmatrix}$$

Epsom Salt (MgSO_4):
 $n_j = [1.433, 1.455, 1.461]$

These medias are rarely strongly unisotropic

Overview

- Introduction to the concept of a response
- First example: Response of electron gas
 - Changing the speed of light
 - Dispersion
- Polarization of atoms and molecules (brief)
 - Response of crystals
- Medium of oscillators
 - Detailed study of the resonance region
 - Hermitian / antihermitian parts of the dielectric tensor
 - Application of the Plemej formula
- Dielectric response for plasmas
 - Magnetoionic theory (anisotropic/gyrotropic)
 - Cold plasmas (Alfven velocity)
 - Warm plasmas (Landau damping)

Reminder: Equations for calculating the dielectric response

E- & B-field exerts force on particles in media

$$m\dot{\mathbf{v}} = q(\mathbf{E} + \mathbf{v} \times \mathbf{B}) \quad \text{solve for } \mathbf{v} !$$

The induced motion of charge particles form a current and a charge density

$$\mathbf{J}_{media} = \sum_{species} qn\mathbf{v} \quad \frac{\partial}{\partial t} \rho_{media} + \nabla \circ \mathbf{J}_{media} = 0$$

(n=particle density)

Current and charge drive the **dielectric response**

$$\nabla \cdot \mathbf{E}_{media} = \rho_{media} / \epsilon_0$$

$$\nabla \times \mathbf{B}_{media} - \frac{1}{c^2} \frac{\partial \mathbf{E}_{media}}{\partial t} = \mu_0 \mathbf{J}_{media}$$

The respons can be quantified in e.g. the conductivity σ

$$J_i(\mathbf{k}, \omega) = \sigma_{ij}(\mathbf{k}, \omega) E_j(\mathbf{k}, \omega)$$

Medium of oscillators

- Consider a medium consisting of charged particles with
 - charge q , mass m , density n
- Let the particles position x follow the equation of a forced oscillator
 - i.e. the **media** has an eigenfrequency Ω and a damping rate Γ
 - damping could be due to collisions (resistivity) and the eigenfrequency could be due to magnetization an acustic eigenfrequency of a crystal

$$\ddot{x}(t) + \Gamma\dot{x}(t) + \Omega^2 x(t) = \frac{q}{m} E_x(t) \quad \longrightarrow \quad x(\omega) = \frac{q/m}{\Omega^2 - \omega^2 - i\Gamma\omega} E_x(\omega)$$

- The current is then

$$J(\omega) = qn[-i\omega x(\omega)] = -\frac{i\omega nq^2/m}{\Omega^2 - \omega^2 - i\Gamma\omega} E_x(\omega) \equiv \sigma E_x(\omega)$$

- Thus the dielectric tensor reads

$$K_{ij} = \delta_{ij} + \frac{i}{\epsilon_0\omega} \sigma_{ij} = \left(1 + \frac{\omega_p^2}{\Omega^2 - \omega^2 - i\Gamma\omega} \right) \delta_{ij} , \quad \text{where } \omega_p^2 \equiv \frac{nq^2}{\epsilon_0 m}$$

- again ω_p is the plasma frequency

Medium of oscillators (2)

- Isotropic dielectric tensors K_{ij} can be replaced by a scalar K , consider e.g. the inner product $K_{ij}E_j = K\delta_{ij}E_j = KE_i$
- For the medium of harmonic oscillators

$$K = 1 + \frac{\omega_p^2}{\Omega^2 - \omega^2 - i\Gamma\omega}$$

- In the high frequency limit where $\omega \gg \Omega$ and $\omega \gg \Gamma$, then

$$K = 1 - \frac{\omega_p^2}{\omega^2} + \dots$$

– this is the response of the electron gas!

- At low frequency $\omega \ll \Omega$ and $\omega \sim \Gamma$, then

$$K = 1 + \frac{\omega_p^2}{\Omega^2}$$

– here the medium is **no longer dispersive** (independent of ω)

Medium of oscillators (3)

- The medium is the most dispersive when the frequency is near the characteristic frequency of the medium $\omega \sim \Omega$,

- first rewrite the denominator

$$\begin{aligned} D &\equiv \Omega^2 - \omega^2 - i\Gamma\omega = \\ &= \Omega^2 - (\omega + i\Gamma/2)^2 - \Gamma^2/4 \\ &= (\Omega - \omega - i\Gamma/2)(\Omega + \omega + i\Gamma/2) - \Gamma^2/4 \end{aligned}$$

- assume here the damping rate to be small $\omega \gg \Gamma$ such that the last last term is negligible

- Next use the relation: $\frac{1}{(a-b)(a+b)} = \frac{1}{2b} \left(\frac{1}{a-b} - \frac{1}{a+b} \right)$

- The dielectric constant is then

$$\begin{aligned} K &\approx 1 - \frac{\omega_p^2}{(\omega + i\Gamma/2 - \Omega)(\omega + i\Gamma/2 + \Omega)} \\ &= 1 - \frac{\omega_p^2}{2\Omega} \left[\frac{1}{\omega + i\Gamma/2 - \Omega} - \frac{1}{\omega + i\Gamma/2 + \Omega} \right] \end{aligned}$$

Medium of oscillators (4)

- Next we shall use the condition that we are close to resonance; i.e. the frequency is near the characteristic frequency $\omega \sim \Omega$:

$$|\omega - \Omega| \ll |\omega + \Omega| \Rightarrow \left| \frac{1}{\omega - \Omega + i\Gamma/2} \right| \gg \left| \frac{1}{\omega + \Omega + i\Gamma/2} \right|$$

- The dielectric constant then reads

$$K \approx 1 - \frac{\omega_p^2}{2\Omega} \frac{1}{(\omega - \Omega + i\Gamma/2)} = 1 - \frac{\omega_p^2}{2\Omega} \frac{(\omega - \Omega - i\Gamma/2)}{[(\omega - \Omega)^2 + \Gamma^2/4]}$$

$$K^H \equiv \Re\{K\} = 1 - \frac{\omega_p^2}{2\Omega} \frac{\omega - \Omega}{[(\omega - \Omega)^2 + \Gamma^2/4]} \quad \textbf{Hermitian:} \text{ wave propagation (reactive response)}$$

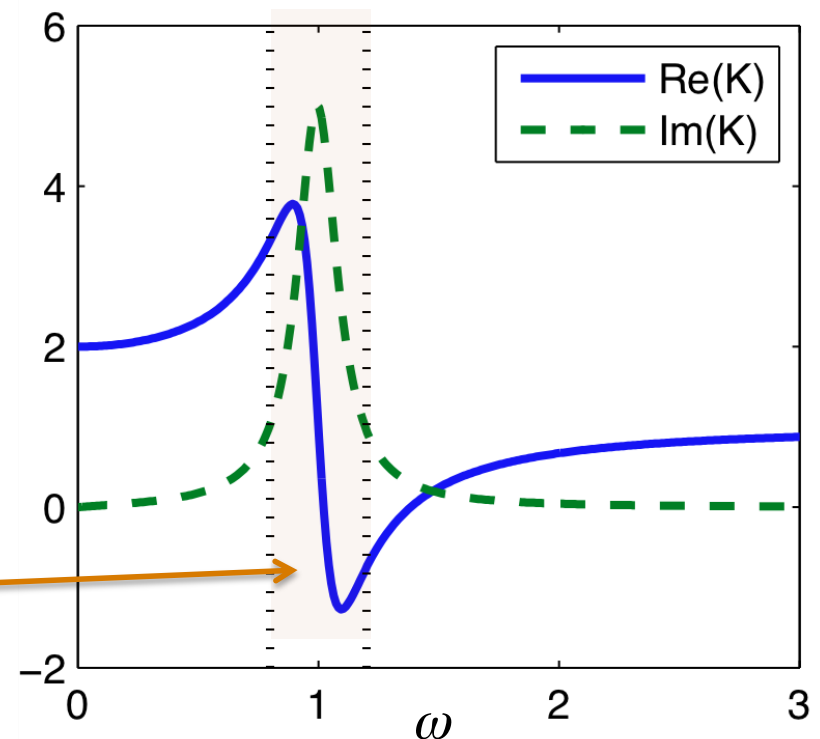
$$K^A \equiv \Im\{K\} = \frac{\omega_p^2}{\Omega} \frac{\Gamma}{[(\omega - \Omega)^2 + \Gamma^2/4]} \quad \textbf{Antihermitian:} \text{ wave absorption (resistive response)}$$

Medium of oscillators (5)

- Antihermitian part comes from $i\Gamma/2$ in

$$K \approx 1 - \frac{\omega_p^2}{2\Omega} \frac{1}{(\omega - \Omega + i\Gamma/2)}$$

- which is most important if $|\Gamma/2| \sim |\omega - \Omega|$
(for $|\Gamma/2| \ll |\omega - \Omega|$ then $K^A \ll K^H$)
- Thus, the dissipation occur mainly where $|\Gamma| > |\omega - \Omega|$



- Summary:

- Low frequency: not dispersive
- Resonant region: strong damping in *thin layer* $|\Gamma| > |\omega - \Omega|$
- High frequency: response decay with frequency, $\chi \sim K - 1 \sim \omega^{-2}$ like an electron gas.

Medium of oscillators (6)

- What happens in the limit when the damping Γ goes to zero?
- Again assume $\omega \sim \Omega$ then

$$K \approx 1 - \frac{\omega_p^2}{2\Omega} \frac{1}{(\omega - \Omega + i\Gamma/2)}$$

- The limit where Γ goes to zero can be rewritten using the Plemelj formula

$$\begin{aligned} \lim_{\Gamma \rightarrow 0} K &\approx \lim_{\Gamma \rightarrow 0} \left(1 - \frac{\omega_p^2}{2\Omega} \frac{1}{(\omega - \Omega + i\Gamma/2)} \right) = 1 - \frac{\omega_p^2}{2\Omega} \frac{1}{(\omega - \Omega + i0)} = \\ &= 1 - \frac{\omega_p^2}{2\Omega} \left[\wp \frac{1}{\omega - \Omega} - i\pi\delta(\omega - \Omega) \right] \end{aligned}$$

- Thus when the damping goes to zero there is still an imaginary part that will cause wave damping!

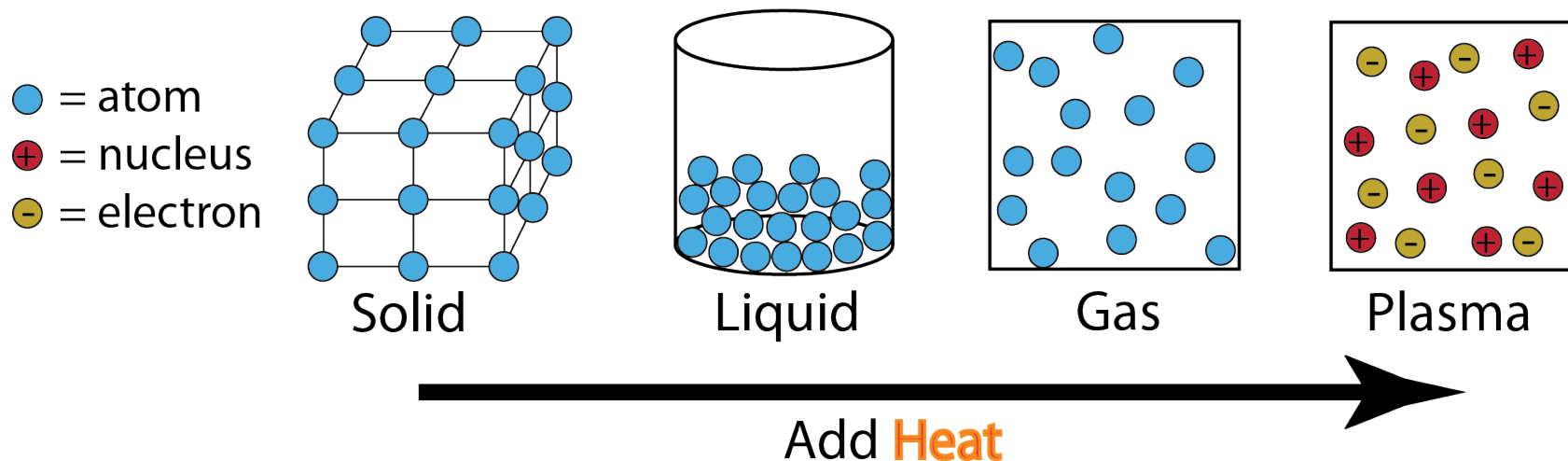
Overview

- Introduction to the concept of a response
- First example: Response of electron gas
 - Changing the speed of light
 - Dispersion
- Polarization of atoms and molecules (brief)
 - Response of crystals
- Medium of oscillators
 - Detailed study of the resonance region
 - Hermitian / antihermitian parts of the dielectric tensor
 - Application of the Plemej formula
- Dielectric response for plasmas
 - Magnetoionic theory (anisotropic/gyrotropic)
 - Cold plasmas (Alfven velocity)
 - Warm plasmas (Landau damping)

What is a plasmas?

- Plasma ~ ionized gas
 - a plasma is a collection of ions and electrons
- **Charge neutrality:** plasmas are highly conducting;
 - in steady state charge density is zero
- Plasma models use:
 - the mechanics of Newton/Einsteins and Maxwell's equations
(usually no quantum mechanics needed)

States of Matter



99% of all observable materia is in the plasma state



Plasmas on earth...



Industrial applications:

Plasmas are used in producing the following...



- | | | |
|--|--|---|
| 01—Plasma TV | 09—Plasma-sited combustion | 15—Plasma-treated polymers |
| 02—Plasma-seared jet turbine blades | 10—Plasma muffler | 17—Plasma-treated towels |
| 03—Plasma-manufactured LEDs in panel | 11—Plasma ozone water purification | 18—Plasma-treated heart stent |
| 04—Diamondlike plasma CVD eyeglass coating | 12—Plasma-deposited LCD screen | 19—Plasma-deposited diffusion barriers for containers |
| 05—Plasma ion-implanted artificial hip | 13—Plasma-deposited silicon for solar cells | 20—Plasma-sputtered window glazing |
| 06—Plasma laser-cut cloth | 14—Plasma-processed microelectronics | 21—Compact fluorescent plasma lamp |
| 07—Plasma HID headlamps | 15—Plasma-sterilization in pharmaceutical production | |
| 08—Plasma-produced H ₂ in fuel cell | | |

Dielectric response for plasmas

- A first example of a plasma model is the **Magnetoionic theory**:
 - **Assume**: ions are static; unperturbed by the wave field (no response)
 - **Assume**: electrons are cold; they are initially static, but move in the presence of the wave field
 - **Assume**: the plasma has a static magnetic field; align the coordinate system: $\mathbf{B}_0 = B_0 \mathbf{e}_z$

- What is the dielectric response of a magnetoionic media?
 - align also y-axis such that: $\mathbf{k} = k_y \mathbf{e}_y + k_z \mathbf{e}_z$
 - the response of the electrons is then given by Newton's equation

$$\dot{\mathbf{v}} = \frac{q}{m} (\mathbf{E} + \mathbf{v} \times \mathbf{B})$$

- Next: add a friction with the ions (a force $-m\nu_f \mathbf{v}$) and use $\mathbf{v} = \dot{\mathbf{r}}$

$$\ddot{\mathbf{r}} = \frac{q}{m} (\mathbf{E} + \dot{\mathbf{r}} \times \mathbf{B}) - \nu_f \dot{\mathbf{r}}$$

Dielectric response for plasmas (2)

- Note that the magnetic field has two components a wave component and a static component

$$\mathbf{B} = \mathbf{B}_{wave} + \mathbf{B}_0$$

- Thus the Lorentz force is non-linear: $m\dot{\mathbf{r}} \times (\mathbf{B}_{wave} + \mathbf{B}_0)$

- Assuming that the wave amplitude is small, then we can neglect \mathbf{B}_{wave}

$$\ddot{\mathbf{r}} - \dot{\mathbf{r}} \times \mathbf{e}_z \frac{q}{m} B_0 + \nu_f \dot{\mathbf{r}} = \frac{q}{m} \mathbf{E}$$

- here we can identify the cyclotron frequency $\Omega = qB_0/m$

- Fourier transform: $-\omega^2 \mathbf{r} + i\omega \mathbf{r} \times \mathbf{e}_z \Omega - i\omega \nu_f \mathbf{r} = \frac{q}{m} \mathbf{E}$

$$-\omega^2 r_i + i\omega \varepsilon_{ijk} r_j \delta_{3k} \Omega - i\omega \nu_f r_i = \frac{q}{m} E_i \quad \text{Note: } \mathbf{e}_z = \mathbf{e}_3 = \delta_{3k} \mathbf{e}_k$$

$$\left[(\omega + i\nu_f) \delta_{ij} - i\varepsilon_{ij3} \Omega \right] r_j = -\frac{q}{m\omega} E_i$$

Matrix in the indexes i, j

Dielectric response for plasmas (3)

- Write equation as a matrix equations:

$$\left[\left(\omega + i\nu_f \right) \delta_{ij} - i\epsilon_{ij3} \Omega \right] \begin{bmatrix} r_1 \\ r_2 \\ r_3 \end{bmatrix} = \begin{bmatrix} \omega + i\nu_f & -i\Omega & 0 \\ i\Omega & \omega + i\nu_f & 0 \\ 0 & 0 & \omega + i\nu_f \end{bmatrix} \begin{bmatrix} r_1 \\ r_2 \\ r_3 \end{bmatrix} = \frac{q}{m\omega} \begin{bmatrix} E_1 \\ E_2 \\ E_3 \end{bmatrix}$$

- Inverting the matrix

$$\begin{bmatrix} r_1 \\ r_2 \\ r_3 \end{bmatrix} = \frac{q}{m\omega} \begin{bmatrix} M_{11} & M_{12} & 0 \\ M_{21} & M_{22} & 0 \\ 0 & 0 & M_{33} \end{bmatrix} \begin{bmatrix} E_1 \\ E_2 \\ E_3 \end{bmatrix}$$

$$\left. \begin{aligned} M_{11} &= M_{22} = \frac{\omega + i\nu_f}{(\omega + i\nu_f)^2 - \Omega^2} \\ M_{12} &= -M_{21} = \frac{i\Omega}{(\omega + i\nu_f)^2 - \Omega^2} \\ M_{33} &= \frac{1}{\omega + i\nu_f} \end{aligned} \right\}$$

- The current is then

$$\mathbf{j} = nq(-i\omega\mathbf{r}) = -i\epsilon_0\omega_p^2 \begin{bmatrix} M_{11} & M_{12} & 0 \\ M_{21} & M_{22} & 0 \\ 0 & 0 & M_{33} \end{bmatrix} \begin{bmatrix} E_1 \\ E_2 \\ E_3 \end{bmatrix}$$

Dielectric response for plasmas (4)

- The dielectric tensor in the magnetoionic theory then reads:

$$\left[K_{ij} \right] = \left[\delta_{ij} + \frac{i}{\epsilon_0 \omega} \sigma_{ij} \right] = \begin{bmatrix} S & -iD & 0 \\ iD & S & 0 \\ 0 & 0 & P \end{bmatrix}$$

$$\left\{ \begin{array}{l} S = 1 - \frac{\omega_p^2}{\omega} \frac{\omega + i\nu_f}{(\omega + i\nu_f)^2 - \Omega^2} \\ D = -\frac{\omega_p^2}{\omega} \frac{\Omega}{(\omega + i\nu_f)^2 - \Omega^2} \\ P = 1 - \frac{\omega_p^2}{\omega(\omega + i\nu_f)} \end{array} \right.$$

or

$$K_{ij} = S(\delta_{ij} - b_i b_j) + P b_i b_j - iD \epsilon_{ijk} b_k$$

where b_k are the components of the unit vector parallel to the magnetic field

- This dielectric response tensor is:
 - **Anisotropic**; response is different for \mathbf{E} in the x , y , or z direction.
 - **Gyrotropic**: the off-diagonal terms (involving D) are perpendicular to a characteristic direction of the media

Hermitian part of the dielectric tensor

$$\begin{aligned}
 \mathbf{K}^H &= \frac{1}{2}(\mathbf{K} + \mathbf{K}^{T*}) = \frac{1}{2} \left(\begin{bmatrix} S & -iD & 0 \\ iD & S & 0 \\ 0 & 0 & P \end{bmatrix} + \begin{bmatrix} S^* & (-iD)^* & 0 \\ (iD)^* & S^* & 0 \\ 0 & 0 & P^* \end{bmatrix}^T \right) \\
 &= \frac{1}{2} \left(\begin{bmatrix} S & -iD & 0 \\ iD & S & 0 \\ 0 & 0 & P \end{bmatrix} + \begin{bmatrix} S^* & (iD)^* & 0 \\ (-iD)^* & S^* & 0 \\ 0 & 0 & P^* \end{bmatrix} \right) = \\
 &= \frac{1}{2} \left(\begin{bmatrix} S & -iD & 0 \\ iD & S & 0 \\ 0 & 0 & P \end{bmatrix} + \begin{bmatrix} S^* & -i(D^*) & 0 \\ i(D^*) & S^* & 0 \\ 0 & 0 & P^* \end{bmatrix} \right) = \\
 &= \frac{1}{2} \begin{bmatrix} S + S^* & -i(D + D^*) & 0 \\ i(D + D^*) & S + S^* & 0 \\ 0 & 0 & P + P^* \end{bmatrix} = \begin{bmatrix} \Re\{S\} & -i\Re\{D\} & 0 \\ i\Re\{D\} & \Re\{S\} & 0 \\ 0 & 0 & \Re\{P\} \end{bmatrix}
 \end{aligned}$$

Transpose make $-iD^*$ and iD^* change place

Antihhermitian part of the dielectric tensor

$$\begin{aligned}
 \mathbf{K}^A &= \frac{1}{2}(\mathbf{K} - \mathbf{K}^{T*}) = \\
 &= \frac{1}{2} \left(\begin{bmatrix} S & -iD & 0 \\ iD & S & 0 \\ 0 & 0 & P \end{bmatrix} - \begin{bmatrix} S^* & (-iD)^* & 0 \\ (iD)^* & S^* & 0 \\ 0 & 0 & P^* \end{bmatrix}^T \right) = \\
 &= i \begin{bmatrix} \Im\{S\} & -i\Im\{D\} & 0 \\ i\Im\{D\} & \Im\{S\} & 0 \\ 0 & 0 & \Im\{P\} \end{bmatrix}
 \end{aligned}$$

Cold plasma dielectric response

- A commonly used representation of the plasma is the ***cold plasma***
 - Here ions and electrons are in a stationary equilibrium, and move only in the presence of a wave field
 - Usually the friction between ions and electrons are neglected
 - Each species is then described by the
 - charge q^ν
 - mass m^ν
 - position \mathbf{r}^ν (or velocity \mathbf{v}^ν)
 - where $\nu = i$ represent the ions and $\nu = e$ represent the electrons
 - NOTE: ν is not a tensor index!
- The linearised equation of motion for species ν ($\mathbf{B}_0 = B_0 \mathbf{e}_z$):

$$m^\nu \ddot{\mathbf{r}}^\nu - q^\nu \dot{\mathbf{r}}^\nu \times \mathbf{B}_0 = q^\nu \mathbf{E}$$

$$\ddot{\mathbf{r}}^\nu - \dot{\mathbf{r}}^\nu \times \mathbf{e}_z \Omega^\nu = \frac{q^\nu}{m^\nu} \mathbf{E}$$

- where $\Omega^\nu = q^\nu B_0 / m^\nu$
- this equation is solved like in the magnetoionic theory

Cold plasma dielectric response (2)

- The solution of the equation of motion for species ν is

$$\begin{bmatrix} r_1^\nu \\ r_2^\nu \\ r_3^\nu \end{bmatrix} = \frac{q^\nu}{m^\nu \omega} \begin{bmatrix} M_{11}^\nu & M_{12}^\nu & 0 \\ M_{21}^\nu & M_{22}^\nu & 0 \\ 0 & 0 & M_{33}^\nu \end{bmatrix} \begin{bmatrix} E_1 \\ E_2 \\ E_3 \end{bmatrix} \quad \left\{ \begin{array}{l} M_{11}^\nu = M_{22}^\nu = \frac{\omega}{\omega^2 - \Omega^{\nu 2}} \\ M_{12}^\nu = -M_{21}^\nu = \frac{i\Omega^\nu}{\omega^2 - \Omega^{\nu 2}} \\ M_{33}^\nu = \frac{1}{\omega} \end{array} \right.$$

- With many species the current is a sum over the all species:

$$\mathbf{j} = \sum_\nu \mathbf{j}^\nu = \sum_\nu n^\nu q^\nu (-i\omega \mathbf{r}^\nu) = \sum_\nu -i\varepsilon_0 \omega_{p\nu}^2 \begin{bmatrix} M_{11}^\nu & M_{12}^\nu & 0 \\ M_{21}^\nu & M_{22}^\nu & 0 \\ 0 & 0 & M_{33}^\nu \end{bmatrix} \begin{bmatrix} E_1 \\ E_2 \\ E_3 \end{bmatrix}$$

– thus also the conductivity is a sum over species:

$$\sigma = \sum_\nu -i\varepsilon_0 \omega_{p\nu}^2 \begin{bmatrix} M_{11}^\nu & M_{12}^\nu & 0 \\ M_{21}^\nu & M_{22}^\nu & 0 \\ 0 & 0 & M_{33}^\nu \end{bmatrix}$$

Cold plasma dielectric response (3)

- The dielectric tensor for the cold plasma reads

$$\left[K_{ij} \right] = \left[\delta_{ij} + \frac{i}{\epsilon_0 \omega} \sigma_{ij} \right] = \begin{bmatrix} S & -iD & 0 \\ iD & S & 0 \\ 0 & 0 & P \end{bmatrix} \quad \left\{ \begin{array}{l} S = 1 - \sum_v \frac{\omega_{pv}^2}{\omega^2 - \Omega_v^2} \\ D = - \sum_v \frac{\omega_{pv}^2}{\omega} \frac{\Omega_v}{\omega^2 - \Omega_v^2} \\ P = 1 - \sum_v \frac{\omega_{pv}^2}{\omega^2} \end{array} \right.$$

- Low frequency limit $\omega \ll \Omega_v, \omega_{pv}$

$$S = \dots = 1 + \frac{c^2}{V_A^2} \approx \frac{c^2}{V_A^2} \quad \leftarrow \text{Alfven velocity}$$

$$D = \dots \approx 0$$

- i.e. non-dispersive in S !
- Low frequency tensor:
 - compare: uniaxial crystal
 - describes Alfven wave and plasma oscillations (see next lecture)

$$\left[K_{ij} \right] = \begin{bmatrix} c^2 / V_A^2 & 0 & 0 \\ 0 & c^2 / V_A^2 & 0 \\ 0 & 0 & 1 - \sum_v \omega_{pv}^2 / \omega^2 \end{bmatrix}$$

Cold plasma dielectric response (4)

- High frequency limit $\omega \gg \Omega^{\nu}, \omega_{p\nu}$

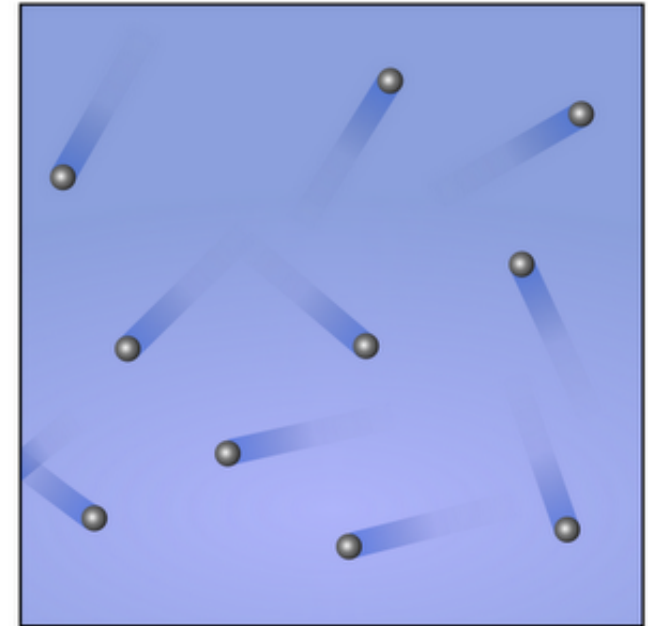
$$\left. \begin{aligned} S &= 1 - \sum_{\nu} \frac{\omega_{p\nu}^2}{\omega^2} = P \\ D &= - \sum_{\nu} \frac{\omega_{p\nu}^2 \Omega^{\nu}}{\omega^3} \sim O(\omega^{-3}) \end{aligned} \right\}$$

$$K_{ij} \approx \left(1 - \sum_{\nu} \frac{\omega_{p\nu}^2}{\omega^2} \right) \delta_{ij} + O(\omega^{-3})$$

Like an electron gas!

Kinetic descriptions of gases and plasmas

- Gases and plasmas are made up of particles that move “randomly”
 - This randomness makes them partially impossible to predict exactly
- Instead: study them *statistically* :
 - Select a velocity grid:
 - $v^i = i * \delta v$ for $i=0,1,2\dots$
 - Construct histogram over particle velocity
 - counter number of particle in each grid cell
 - A density of particles in a velocity-space

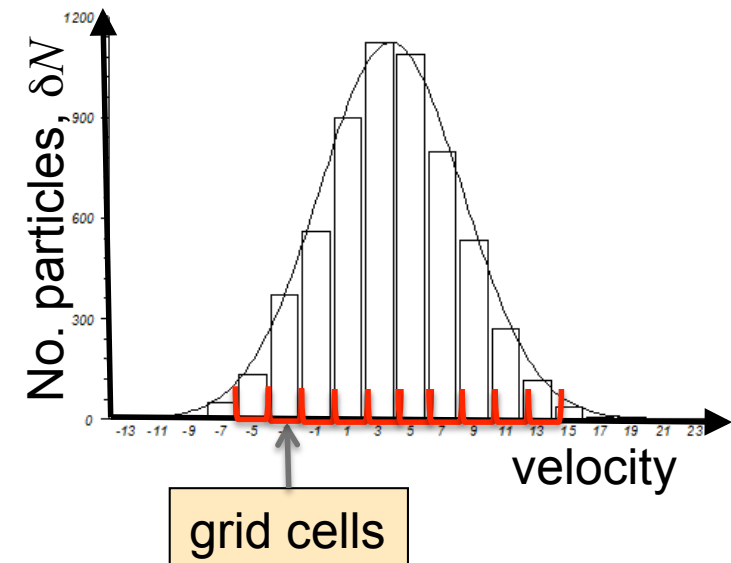


$$f(v^i) = \frac{\delta N(v^i)}{\delta v}$$

Distribution function = “density in phase-space”

- i.e. combine real and velocity space
- consider a box: $(x, x+\delta x), (y, y+\delta y), (z, z+\delta z)$

$$f(\mathbf{x}, \mathbf{v}) \equiv f(x, y, z, v_x, v_y, v_z) = \frac{\delta N(v_x, v_y, v_z)}{\delta x \delta y \delta z \delta v_x \delta v_y \delta v_z}$$



The Maxwellian distribution function

- The “most” important/common distribution function is called the Maxwellian distribution function. For a gas/plasma mass per particle m , temperature T and density n

$$f^M(v) = \frac{n}{(\sqrt{2\pi mV})^3} \exp\left[-\frac{v^2}{2V^2}\right]$$

- here V is the thermal velocity; $T = m V^2 / 2$
- E.g. when a gas or a plasma relaxed over a long time it will approach an equilibrium state. This state can be shown to be a Maxwellian!
 - The Maxwellian maximizes the entropy

Response of a warm plasma

- In Maxwells equations we need to know the charge density and current deinsity.
 - How can we calculate them from the distribution function?
- Note that the number density of particles

$$n(\mathbf{x}) = \sum_{\text{velocities cells}} \frac{\delta N(v_x, v_y, v_z)}{\delta x \delta y \delta z} = \sum_{\text{velocities cells}} f(\mathbf{x}, \mathbf{v}) \delta v_x \delta v_y \delta v_z$$

- How to calculate the density n and the average fluid velocity $\langle \mathbf{v} \rangle$:

$$\begin{cases} n = \int f(v) d^3 v \\ n \langle \mathbf{v} \rangle = \int \mathbf{v} f(v) d^3 v \end{cases}$$

- Thus, for an ensamble of species ν (e.g. ion and electron)

$$\rho = \sum_{\nu} q^{\nu} n^{\nu} = \sum_{\nu} q^{\nu} \int f^{\nu}(v) d^3 v$$

$$\mathbf{J} = \sum_{\nu} q^{\nu} n^{\nu} \langle \mathbf{v} \rangle^{\nu} = \sum_{\nu} q^{\nu} \int \mathbf{v} f^{\nu}(v) d^3 v$$

Response of a warm plasma

- When subject to a wave field, the equation of motion reads

$$m^{\nu} \dot{v}_i(t, \mathbf{r}, \mathbf{v}) = q^{\nu} \left[E_i + \varepsilon_{ijk} v_j B_k \right]$$

- The distribution then evolves according to the [Vlasov equation](#) (continuity equation in real and velocity space)

$$\left\{ \frac{\partial}{\partial t} + v_i \frac{\partial}{\partial x_i} + \dot{v}_i(t, \mathbf{r}, \mathbf{v}) \frac{\partial}{\partial v_i} \right\} f^{\nu}(t, \mathbf{r}, \mathbf{v}) = 0$$

$$\left\{ \frac{\partial}{\partial t} + v_i \frac{\partial}{\partial x_i} + \frac{q^{\nu}}{m^{\nu}} \left[E_i(t, \mathbf{r}) + \varepsilon_{ijk} v_j B_k(t, \mathbf{r}) \right] \frac{\partial}{\partial v_i} \right\} f^{\nu}(t, \mathbf{r}, \mathbf{v}) = 0$$

- Note that the wave field perturbs both E , B and f , thus this equations is non-linear in the perturbation!

Response of a warm plasma (2)

- Separate unperturbed and perturbed quantities

$$\begin{cases} f(t, r, v) = f^{Mv}(v) + f^{lv}(t, r, v) \\ \mathbf{E}(t, r, v) = 0 + \mathbf{E}^1(t, r, v) \\ \mathbf{B}(t, r, v) = 0 + \mathbf{B}^1(t, r, v) \end{cases}$$

- Use Faraday's law to write: $\mathbf{B}^1 = \mathbf{k} \times \mathbf{E}^1 / \omega$

$$\left\{ \frac{\partial}{\partial t} + v_i \frac{\partial}{\partial x_i} + \underbrace{\frac{q^v}{m^v} \left[E_i^1 + \varepsilon_{ijk} v_j B_k^1 \right]}_{\text{Non-linear terms}} \frac{\partial}{\partial v_i} \right\} f^{lv}(t, r, v) = - \frac{q^v}{m^v} \left[E_i^1 + \varepsilon_{ijk} v_j B_k^1 \right] \frac{\partial}{\partial v_i} f^{Mv}(v)$$

- Linearised equations

$$\left\{ \frac{\partial}{\partial t} + v_i \frac{\partial}{\partial x_i} \right\} f^{lv}(t, r, v) = - \frac{q^v}{m^v} \left[E_i^1 + \varepsilon_{ijk} \varepsilon_{knm} v_j \frac{k_n}{\omega} E_m^1 \right] \frac{\partial}{\partial v_i} f^{Mv}(v)$$

- Fourier transform $f^{lv}(\omega, k, v) = \underbrace{\frac{-i}{\omega - \mathbf{k} \cdot \mathbf{v}}}_{\text{Resonance when particles travel at phase velocity of the wave!}} \frac{q^v}{m^v} \left[\left(1 - \frac{\mathbf{k} \cdot \mathbf{v}}{\omega} \right) \delta_{im} + \frac{v_m k_i}{\omega} \right] E_m^1 \frac{\partial}{\partial v_i} f^{Mv}(v)$

Resonance when particles travel
at phase velocity of the wave!

Landau-resonance

- The resonance in the solution to the linearised Vlasov equation is related to a damping

$$f^{lv}(\omega, k, v) = \frac{i}{\omega - \mathbf{k} \cdot \mathbf{v}} \dots$$

- This was first realised by Landau
- What is the physics of this resonance?

- Consider a plane wave $E \sim \exp(i\mathbf{k} \cdot \mathbf{x} - i\omega t)$

- Let a particle travel with the constant velocity $\mathbf{x} = \mathbf{v}t$

$$E \sim \exp(i\mathbf{k} \cdot \mathbf{v}t - i\omega t) = \exp(i[\mathbf{k} \cdot \mathbf{v} - \omega]t) = \exp(-i\omega' t)$$

- Thus, the particles will see a field oscillating with the frequency ω'

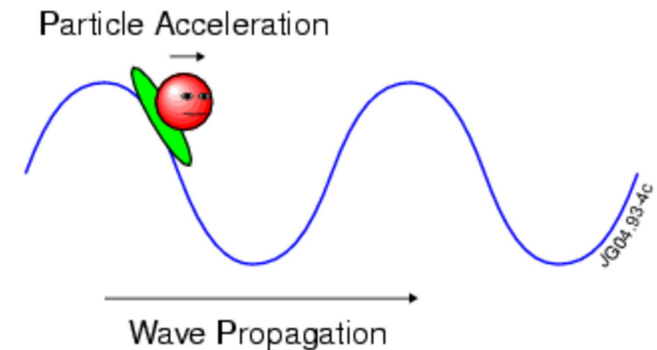
- ω' is the Doppler shifted velocity!

- The resonance condition $\omega - \mathbf{k} \cdot \mathbf{v} = 0$,

- i.e. the Doppler shifted frequency is zero
- i.e. when the travel with the same speed as the wave
- i.e. the E-field will *accelerate the particle forever* – the wave is damped!

- Note: we have linearised the equations, thus we assume that change in particle velocity is small no matter how long the acceleration time!

- in reality non-linear effects come in and then the damping remains only if the dissipation (Γ) is more important than non-linearity



Response of a warm plasma (3)

- The current is now obtained from the integral over velocity space

$$j_n(\omega, k) = \sum_{\nu} q^{\nu} \int v_n f^{1\nu}(\omega, k, v) d^3v =$$

$$= \underbrace{\left\{ -i\epsilon_0 \sum_{\nu} \omega_{p\nu}^2 \int \left[\delta_{im} + \frac{v_m k_i}{\omega - \mathbf{k} \cdot \mathbf{v} + i0} \right] \frac{v_n v_i}{n^{\nu} V^{\nu}} f^{M\nu}(v) d^3v \right\}}_{\text{The conductivity tensor!}} E_m^1$$

Add a weak dissipation to allow for use of Plemelj formula

- After some algebra it is possible to rewrite the dielectric tensor as

$$K_{ij} = K^L \kappa_i \kappa_j + K^T (\delta_{ij} - \kappa_i \kappa_j)$$

$$K^L = 1 + \sum_{\nu} \left(\frac{\omega_{p\nu}}{kV^{\nu}} \right)^2 \left[1 - \phi(y_{\nu}) + i\sqrt{\pi} y_{\nu} \exp(-y_{\nu}^2) \right]$$

$$K^T = 1 + \sum_{\nu} \left(\frac{\omega_{p\nu}}{\omega} \right)^2 \left[\phi(y_{\nu}) - i\sqrt{\pi} y_{\nu} \exp(-y_{\nu}^2) \right]$$

$$y_{\nu} = \omega / \sqrt{2} k V^{\nu} \quad , \quad \phi(z) = 2ze^{-z^2} \int_0^z e^{-t^2} dt$$

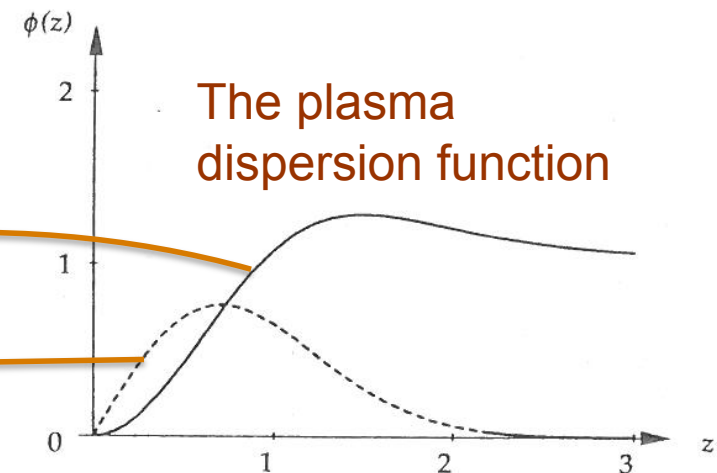


Fig. 10.1 The real part (solid curve) and the imaginary part (dotted curve) of the plasma dispersion function (10.27).

Damping in warm plasma

- Consider longitudinal waves
 - the damping is then proportional to (see later lectures for details)

$$\Im\{K^L\} = \sum_v \left(\frac{\omega_{pv}}{kV^v} \right)^2 \sqrt{\pi} y_v \exp(-y_v^2)$$

- This function has a maximum when $y_v \sim 0.7$, or $\omega/k \sim V_{th}$, i.e. when the phase velocity of the wave is roughly equal to the thermal velocity
 - this is when the Landau resonance is most effective

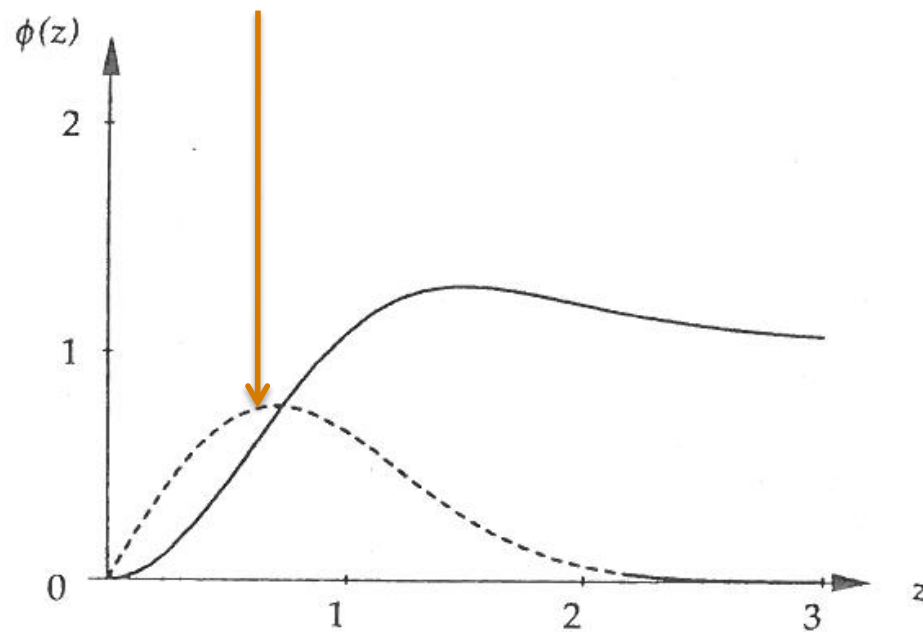


Fig. 10.1 The real part (solid curve) and the imaginary part (dotted curve) of the plasma dispersion function (10.27).